Leemans vs Ridings

on

Sunday 08 June 2014

at

Ridings won by 19 runs

Team	**Leemans**
Score	**108 for 10**
Overs	**20.0**
Players	**L10 - Richardson Wells**
	L4 - vikesh
	M Slater
	L9 F Haneef
	L5 Dev
	L10 - Beyrich
	L2 - Danu
	L11 - Sarvesh
	L7 Martin
	L1 - Vikash Patel
	L8 - Tom Ripper
	L3
	L6 John Corp
	M Yeabsley

Team	**Ridings**
Score	**127 for 6**
Overs	**20.0**
Players	**R1 - Ben Frais**
	R2 - Saj Shah
	R3 - Gibbins
	R4 - J Haftel
	Brandon Wolmark
	KP
	R8 Smith
	R8 - Iqbal
	R5 - Swales
	R9 Darshan Patel
	N Patel

Leemans vs Ridings

Ridings INNINGS

Venu | Toss won by: **Ridings** | **Sun 08-Jun-2014**

	BATSMAN	RUNS	HOW OUT	R	B	M	0s	1s	2s	3s	4s	5s	6s	SS	SR
1	R1 - Ben Frais	..4.4.4.4.2.11.11..1....	c L9 F Haneef b L10 - Richardson Wells	23	24	21	14	5	1		4			42%	95.8
2	R2 - Saj Shah	1..	st L1 - Vikash Patel b L11 - Sarvesh	1	3	3	2	1						33%	33.3
3	R3 - Gibbins	1...11.411.1.11.1..144.4..11114.142.	retired	41	36	58	14	15	1		6			61%	113.9
4	R4 - J Haftel	.3..21..2.	run out (L7 Martin)	8	10	6	6	1	2	1				40%	80.0
5	Brandon Wolmark	...411....1...	b L7 Martin	7	14	13	10	3			1			29%	50.0
6	KP	...111..2.....144.2.4.1.	not out	21	25	30	15	5	2		3			40%	84.0
7	R8 Smith	...	c L3 b L9 F Haneef	0	3	2	3								0.0
8	R8 - Iqbal	.4.441	not out	13	6	4	2	1			3			67%	216.7
9	R5 - Swales														
10	R9 Darshan Patel														
11	N Patel														

20.0 OVERS | EXTRAS: 13 (3wd 0nb 3lb 7b 0p) | TOTAL 127 RUNS

FOW	1	2	3	4	5	6	7	8	9	10
SCORE	19	27	40	57	105	108				
OUT	R2 - Saj Shah	R1 - Ben Frais	R4 - J Haftel	Brandon Wolmark	R3 - Gibbins	R8 Smith				
OVER	2.2	5.4	7.4	11.3	17.3	18.2				
P'SHIP	19	8	13	17	48	3				

BOWLER		1	2	3	4	5	6	7	8	9	10	11	12	13	14	15	O	M	R	W	WD	NB	ECON
L11 - Sarvesh	R	8	2	3													3		13	1			4.33
	W		1																				
	WD																						
	NB																						
L10 - Richardson	R	11	3	4													3		18	1			6.00
	W			1																			
	WD																						
	NB																						
Wells L8 - Tom Ripper	R	7	6	2													3		17		2		5.67
	W																						
	WD			2																			
	NB																						
L7 Martin	R	3	3														3	1	6	1			2.00
	W			1																			
	WD																						
	NB																						
L9 F Haneef	R	10	3	14	8												4		35	1			8.75
	W				1																		
	WD																						
	NB																						
L2 - Danu	R	7	2	8	10												4		28		1		7.00
	W																						
	WD		1																				
	NB																						

Leemans vs Ridings

Leemans INNINGS

Venu | Toss won by: **Ridings** | **Sun 08-Jun-2014**

	BATSMAN	RUNS	HOW OUT	R	B	M	0s	1s	2s	3s	4s	5s	6s	SS	SR
1	L10 - Richardson Wells	...1.....2..	b R3 - Gibbins	3	12	19	10	1	1					17%	25.0
2	L4 - vikesh	.2.4..21.....3.4.	c KP b R4 - J Haftel	16	20	17	14	1	2	1	2			30%	80.0
3	M Slater	.	b R1 - Ben Frais	0	1	0	1								0.0
4	L9 F Haneef	1.2.1....44.12.	c & b R9 Darshan Patel	15	15	14	8	3	2		2			47%	100.0
5	L5 Dev	.1....2..	c Brandon Wolmark b R9 Darshan Patel	3	9	9	7	1	1					22%	33.3
6	L10 - Beyrich	.1114..	b R8 - Iqbal	7	7	9	3	3			1			57%	100.0
7	L2 - Danu	.1.....	c R3 - Gibbins b R8 - Iqbal	1	7	7	6	1						14%	14.3
8	L11 - Sarvesh	.....	c N Patel b R8 - Iqbal	0	7	4	7								0.0
9	L7 Martin	....	b R8 - Iqbal	0	4	0	4								0.0
10	L1 - Vikash Patel	.1	retired (not out)	1	2	0	1	1						50%	50.0
11	L8 - Tom Ripper	4111.412.....241161	not out	29	20	20	7	7	2		3		1	65%	145.0
12	L3	21.3111.	b Brandon Wolmark	9	8	6	2	4	1	1				75%	112.5
13	L6 John Corp														
14	M Yeabsley	...4..4....1	not out	9	12	14	9	1			2			25%	75.0

20.0 OVERS | EXTRAS: 15 (9wd 1nb 1lb 4b 0p) | TOTAL 108 RUNS

FOW	1	2	3	4	5	6	7	8	9	10
SCORE	0	24	30	43	45	55	55	55	56	73
OUT	M Slater	L4 - vikesh	L10 - Richardson Wells	L9 F Haneef	L5 Dev	L2 - Danu	L10 - Beyrich	L7 Martin	L11 - Sarvesh	L3
OVER	0.1	4.4	5.6	8.1	8.6	11.1	11.2	11.6	13.3	15.3
P'SHIP	0	24	6	13	2	10	0	0	0	17

BOWLER		1	2	3	4	5	6	7	8	9	10	11	12	13	14	15	O	M	R	W	WD	NB	ECON
R1 - Ben Frais	R	6															2		8	1	2		4.00
	W	1																					
	WD		2																				
	NB																						
R5 - Swales	R	4	3														2		10		3		5.00
	W																						
	WD	3																					
	NB																						
R4 - J Haftel	R	7	8														2		15	1			7.50
	W	1																					
	WD																						
	NB																						
R3 - Gibbins	R	3	2	3													3		9	1	1		3.00
	W	1																					
	WD			1																			
	NB																						
R9 Darshan Patel	R	4	9														2		14	2		1	7.00
	W	2																					
	WD																						
	NB	1																					
N Patel	R	5															2	1	5				2.50
	W																						
	WD																						
	NB																						
R8 - Iqbal	R		8														2	1	9	4	1		4.50
	W	3	1																				
	WD		1																				
	NB																						
R2 - Saj Shah	R	7	9	7													3		23				7.67
	W																						
	WD																						
	NB																						
Brandon Wolmark	R	2	6														2		10	1	2		5.00
	W	1																					
	WD	1	1																				
	NB																						

Leemans vs Ridings

Ridings INNINGS

O	RUNS	WKT	BOWLER	BALL BY BALL
1	8	0	L11 - Sarvesh	. . 4 . 4 .
2	19	0	L10 - Richardson	1 4 . 4 . 2
3	21	1	L11 - Sarvesh	. W 1 . 1 .
4	24	1	L10 - Richardson	1 . . 1 . 1
5	27	1	L11 - Sarvesh	1 1 . . 1 .
6	31	2	L10 - Richardson	. . . W . 4
7	38	2	L8 - Tom Ripper	3 1 . . 2 1
8	42	3	L7 Martin	. . 2 W 1 1by
9	48	3	L8 - Tom Ripper	. . 4 1 . 1
10	53	3	L7 Martin	2lb 1 1 1 . .
11	57	3	L8 - Tom Ripper	. 1 . . 1wd 1wd 1 .
12	59	4	L7 Martin	. . W 2by . .
13	69	4	L9 F Haneef	. 1 1 4 4 .
14	77	4	L2 - Danu	1 4 1by 1 . 1
15	80	4	L9 F Haneef	1 . . 2 . .
16	85	4	L2 - Danu	1 . . 1by 1 1wd 1lb
17	99	4	L9 F Haneef	1 4 . 1 4 4
18	108	5	L2 - Danu	4 2 R 1by . 2 .
19	116	6	L9 F Haneef	. W . 4 . 4
20	127	6	L2 - Danu	4 . 1 4 1 1by

Leemans INNINGS

O	RUNS	WKT	BOWLER	BALL BY BALL
1	6	1	R1 - Ben Frais	W . 2 . 4 . .
2	13	1	R5 - Swales	. 3wd . . 1 2 1
3	15	1	R1 - Ben Frais	. 1wd . . . . 1wd .
4	19	1	R5 - Swales	. . 1by . . 3 .
5	27	2	R4 - J Haftel	1by . 4 W 1 2
6	30	3	R3 - Gibbins	. 2 . 1 . W
7	38	3	R4 - J Haftel	. . . . 4 4
8	40	3	R3 - Gibbins	. 1 . 1 . .
9	45	5	R9 Darshan Patel	1nb-2 W . . 2 . W
10	49	5	R3 - Gibbins	. 1wd 1 . 1 1 .
11	55	5	N Patel	1 . . 1by 4 .
12	55	8	R8 - Iqbal	W W . . . W
13	55	8	N Patel	. . . . .
14	64	9	R8 - Iqbal	. 1 W 1wd 2 1 4
15	71	9	R2 - Saj Shah	. 3 1 1 1 1
16	74	10	Brandon Wolmark	1 1 W . 1wd . .
17	83	10	R2 - Saj Shah	. 4 1 4 . .
18	91	10	Brandon Wolmark	1wd 2 . . . 1by 4 .
19	98	10	R2 - Saj Shah	. . 2 4 1 .
20	108	10	R9 Darshan Patel	1 1lb 6 1 . 1

Leemans vs Ridings

Manhattan

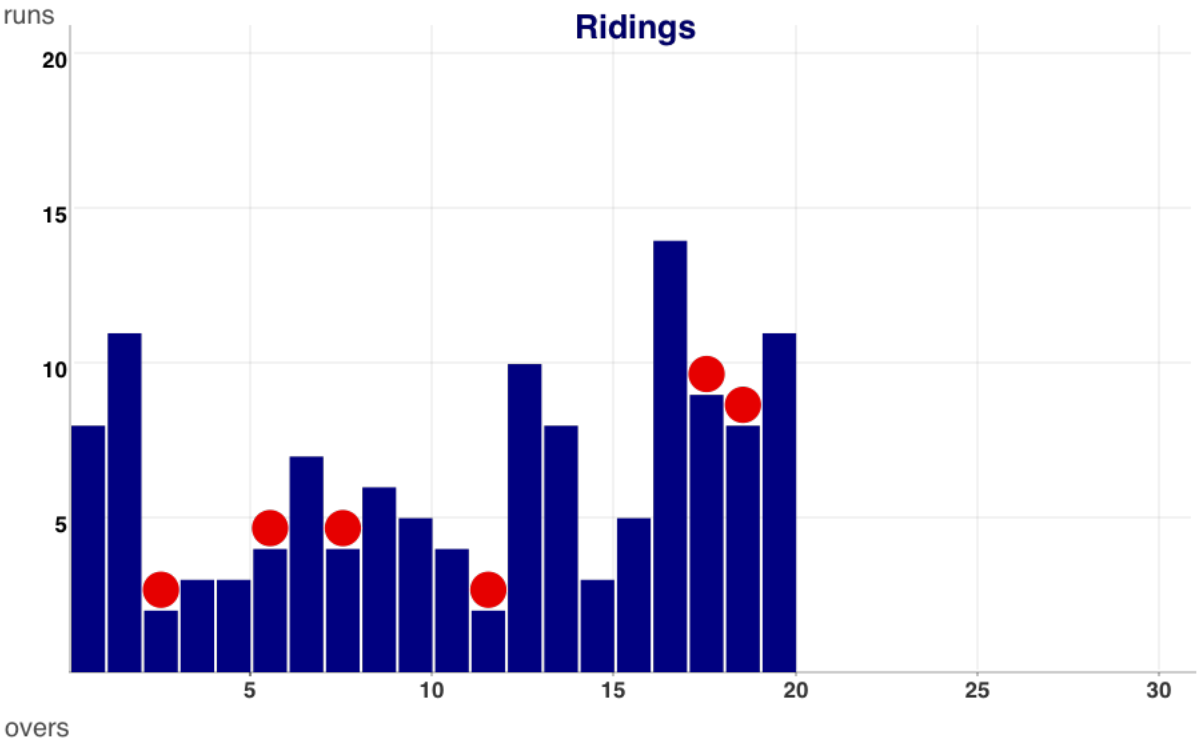

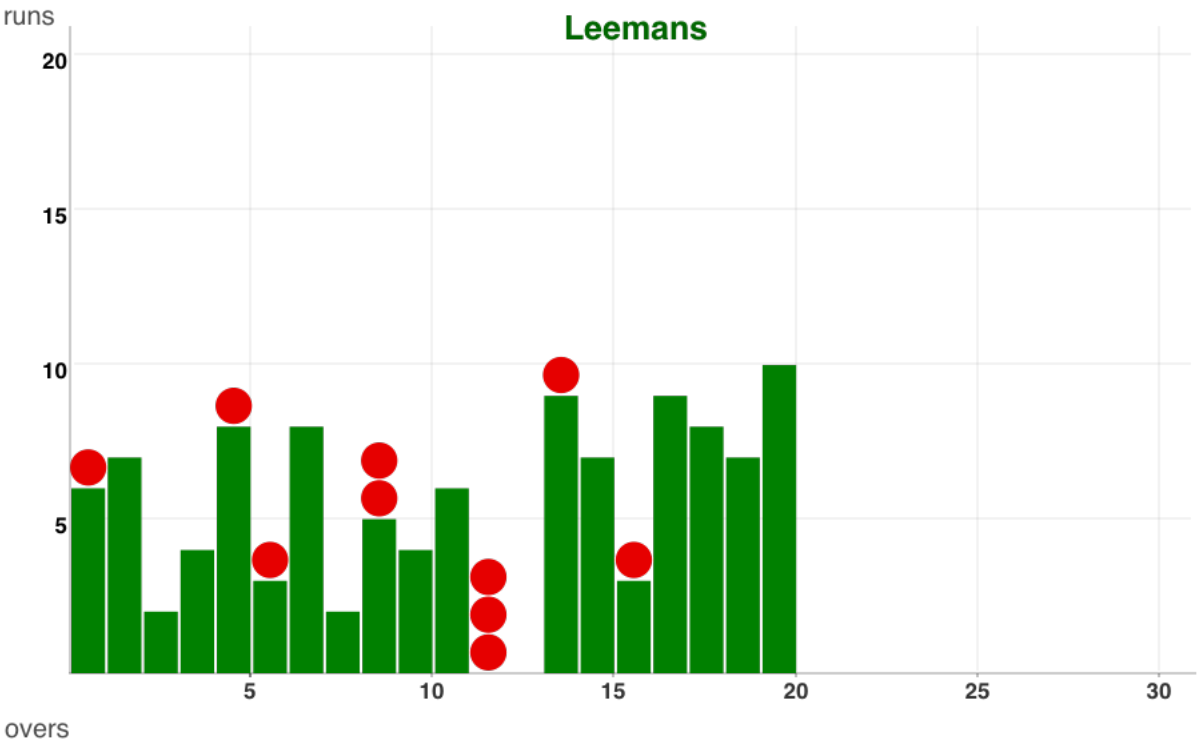

Leemans vs Ridings

WORM

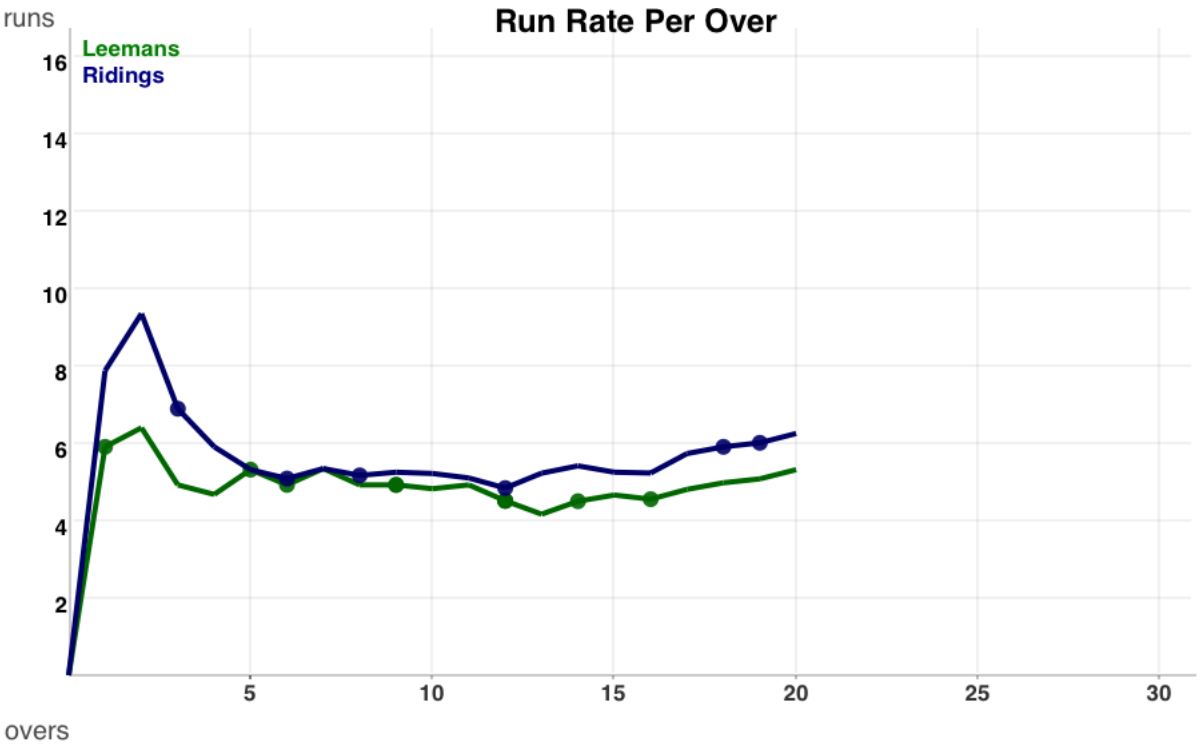

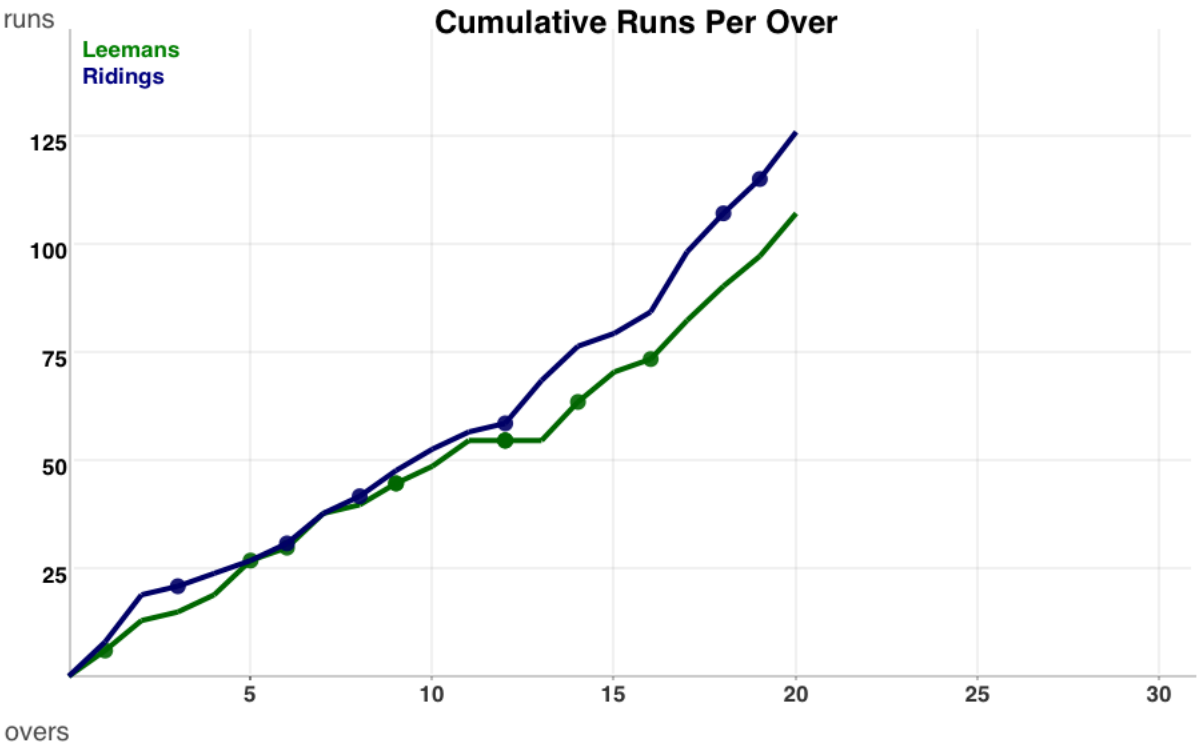

Leemans vs Ridings

Batsmans Stats.

	BATSMAN	TEAM	R	B	MIN	4s	6s	SR	SS	N/O	50s	100s
1	**R3 - Gibbins**	Ridings	**41**	36	58	6		113.9	61.1%			
2	**L8 - Tom Ripper**	Leemans	**29**	20	20	3	1	145.0	65.0%	1		
3	**R1 - Ben Frais**	Ridings	**23**	24	21	4		95.8	41.7%			
4	**KP**	Ridings	**21**	25	30	3		84.0	40.0%	1		
5	**L4 - vikesh**	Leemans	**16**	20	17	2		80.0	30.0%			
6	**L9 F Haneef**	Leemans	**15**	15	14	2		100.0	46.7%			
7	**R8 - Iqbal**	Ridings	**13**	6	4	3		216.7	66.7%	1		
8	**L3**	Leemans	**9**	8	6			112.5	75.0%			
9	**M Yeabsley**	Leemans	**9**	12	14	2		75.0	25.0%	1		
10	**R4 - J Haftel**	Ridings	**8**	10	6			80.0	40.0%			
11	**L10 - Beyrich**	Leemans	**7**	7	9	1		100.0	57.1%			
12	**Brandon Wolmark**	Ridings	**7**	14	13	1		50.0	28.6%			
13	**L5 Dev**	Leemans	**3**	9	9			33.3	22.2%			
14	**L10 - Richardson Wells**	Leemans	**3**	12	19			25.0	8.3%			
15	**L1 - Vikash Patel**	Leemans	**1**	2				50.0	50.0%	1		
16	**R2 - Saj Shah**	Ridings	**1**	3	3			33.3	33.3%			
17	**L2 - Danu**	Leemans	**1**	7	7			14.3	14.3%			
18	**L7 Martin**	Leemans	**0**	4								
19	**L11 - Sarvesh**	Leemans	**0**	7	4							
20	**R8 Smith**	Ridings	**0**	3	2							
21	**M Slater**	Leemans	**0**	1								

Bowlers Stats.

	BOWLER	TEAM	W	R	O	M	B	WD	NB	ECON	AVG	SR
1	**R8 - Iqbal**	Ridings	**4**	9	2.0	1	13	1		4.50	2.25	3.25
2	**R9 Darshan Patel**	Ridings	**2**	14	2.0		13		1	7.00	7.00	6.50
3	**L7 Martin**	Leemans	**1**	6	3.0	1	18			2.00	6.00	18.00
4	**R1 - Ben Frais**	Ridings	**1**	8	2.0		15	2		4.00	8.00	15.00
5	**R3 - Gibbins**	Ridings	**1**	9	3.0		19	1		3.00	9.00	19.00
6	**Brandon Wolmark**	Ridings	**1**	10	2.0		15	2		5.00	10.00	15.00
7	**L11 - Sarvesh**	Leemans	**1**	13	3.0		18			4.33	13.00	18.00
8	**R4 - J Haftel**	Ridings	**1**	15	2.0		12			7.50	15.00	12.00
9	**L10 - Richardson Wells**	Leemans	**1**	18	3.0		18			6.00	18.00	18.00
10	**L9 F Haneef**	Leemans	**1**	35	4.0		24			8.75	35.00	24.00
11	**N Patel**	Ridings		5	2.0	1	12			2.50		
12	**R5 - Swales**	Ridings		10	2.0		14	3		5.00		
13	**L8 - Tom Ripper**	Leemans		17	3.0		20	2		5.67		
14	**R2 - Saj Shah**	Ridings		23	3.0		18			7.67		
15	**L2 - Danu**	Leemans		28	4.0		26	1		7.00		

Leemans vs Ridings

Match Wagon

RIDINGS Batting (LEEMANS Bowling)

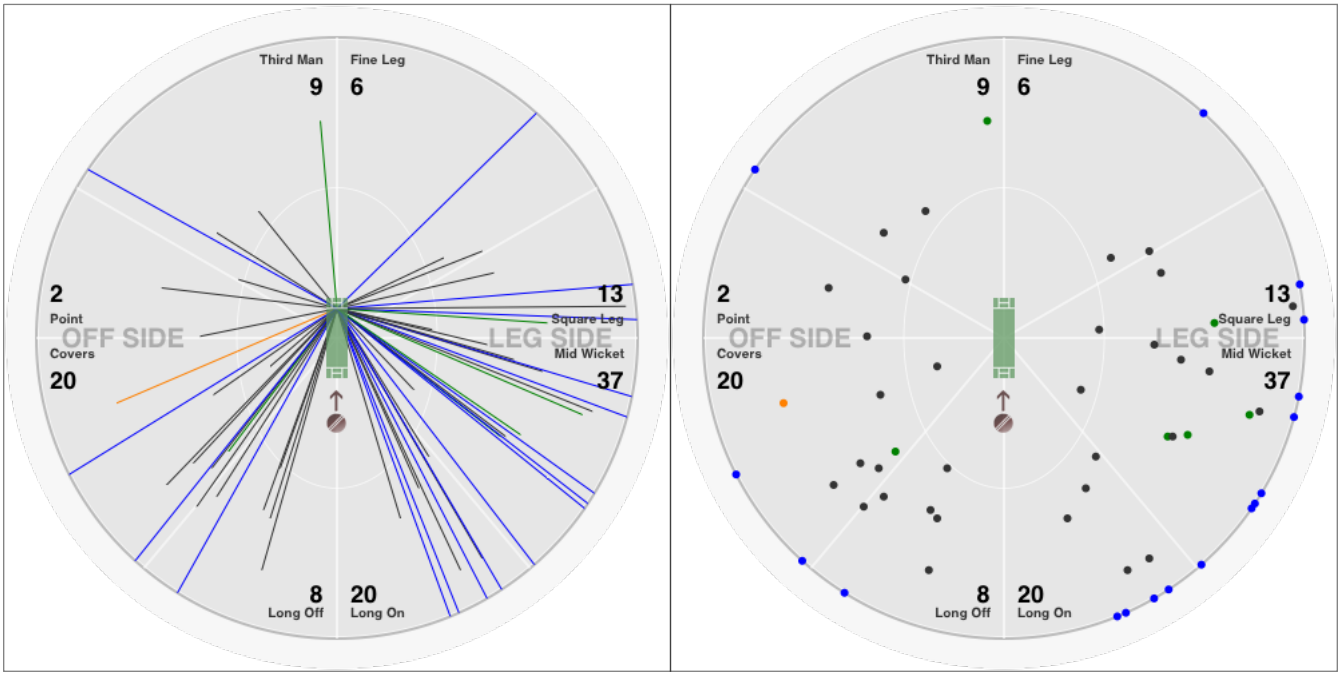

LEEMANS Batting (RIDINGS Bowling)

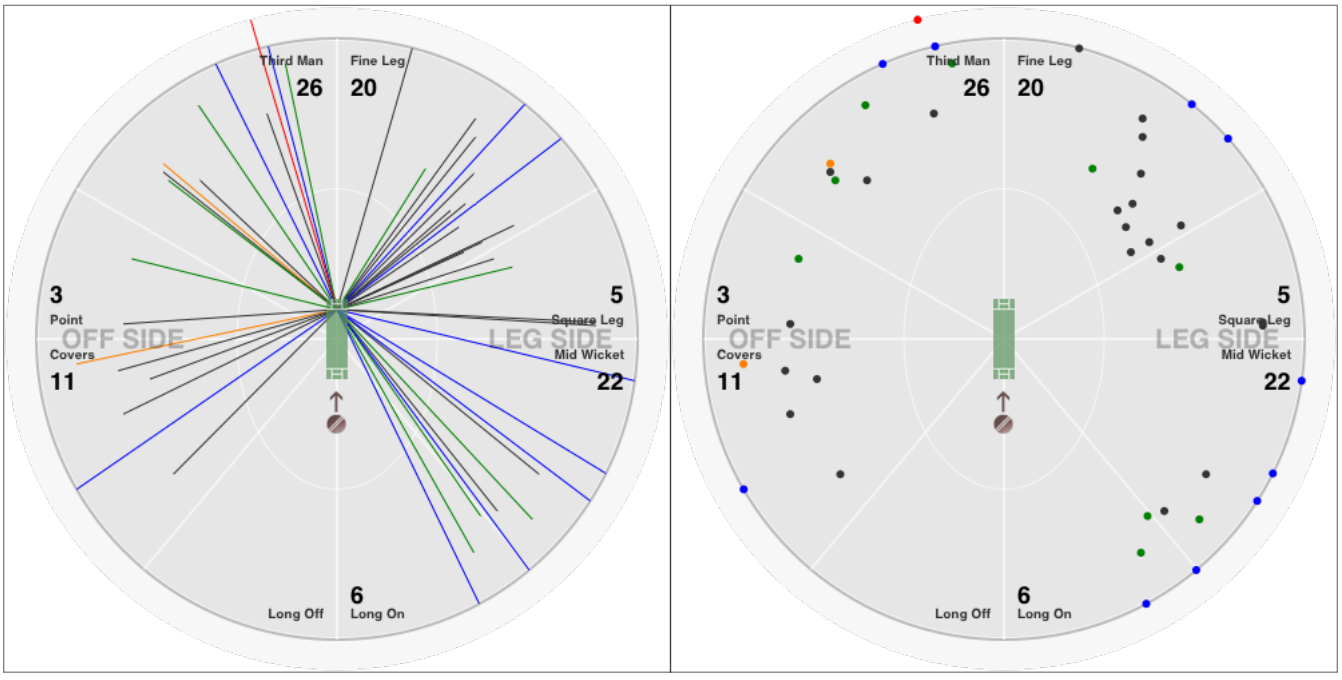

Leemans vs Ridings

Ridings

R1 - Ben Frais

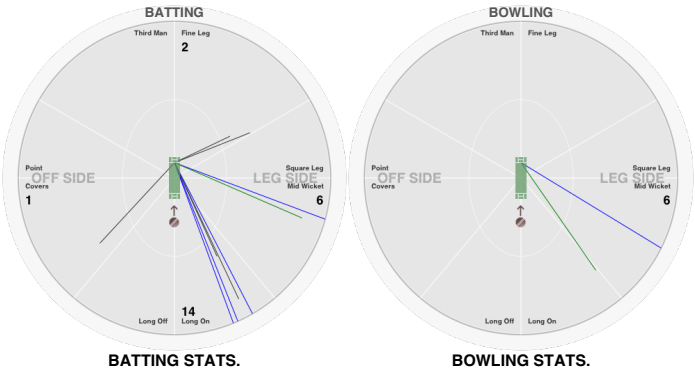

BATTING STATS.

Runs	23
Balls	24
0s	14
1s	5
2s	1
3s	
4s	4
5s	
6s	
SR	95.8

BOWLING STATS.

Over	2.0
Maiden	
Run	8
Wicket	1
Wide	2
No Ball	
Econ.	4.0

R2 - Saj Shah

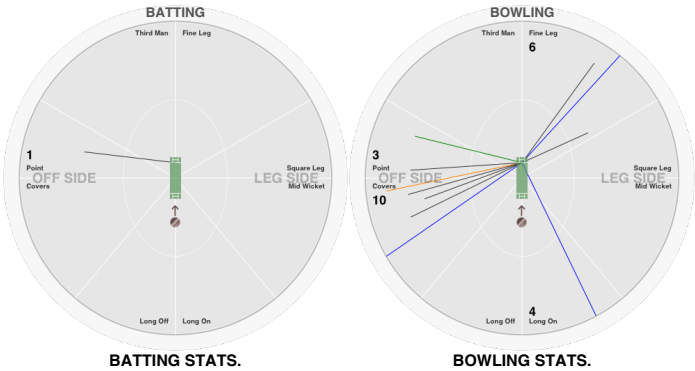

BATTING STATS.

Runs	1
Balls	3
0s	2
1s	1
2s	
3s	
4s	
5s	
6s	
SR	33.3

BOWLING STATS.

Over	3.0
Maiden	
Run	23
Wicket	
Wide	
No Ball	
Econ.	7.7

R3 - Gibbins

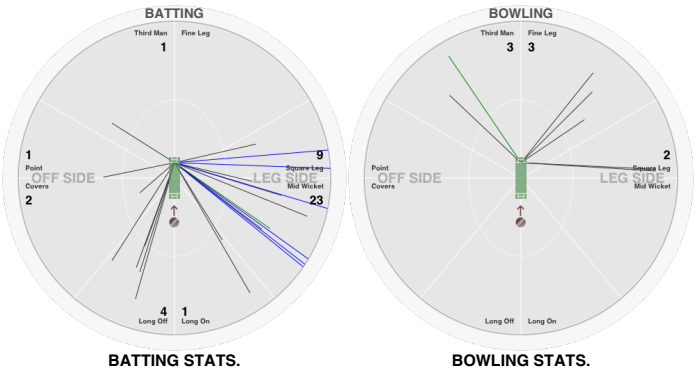

BATTING STATS.

Runs	41
Balls	36
0s	14
1s	15
2s	1
3s	
4s	6
5s	
6s	
SR	113.9

BOWLING STATS.

Over	3.0
Maiden	
Run	9
Wicket	1
Wide	1
No Ball	
Econ.	3.0

R4 - J Haftel

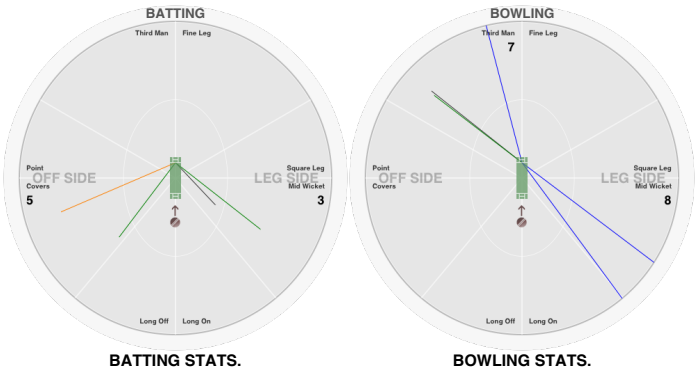

BATTING STATS.

Runs	8
Balls	10
0s	6
1s	1
2s	2
3s	1
4s	
5s	
6s	
SR	80.0

BOWLING STATS.

Over	2.0
Maiden	
Run	15
Wicket	1
Wide	
No Ball	
Econ.	7.5

Brandon Wolmark

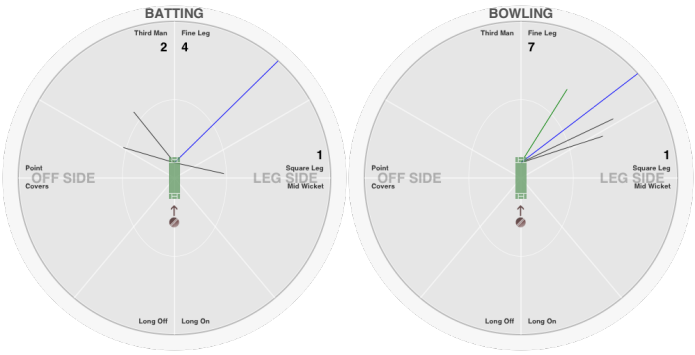

BATTING STATS.

Runs	7
Balls	14
0s	10
1s	3
2s	
3s	
4s	1
5s	
6s	
SR	50.0

BOWLING STATS.

Over	2.0
Maiden	
Run	10
Wicket	1
Wide	2
No Ball	
Econ.	5.0

KP

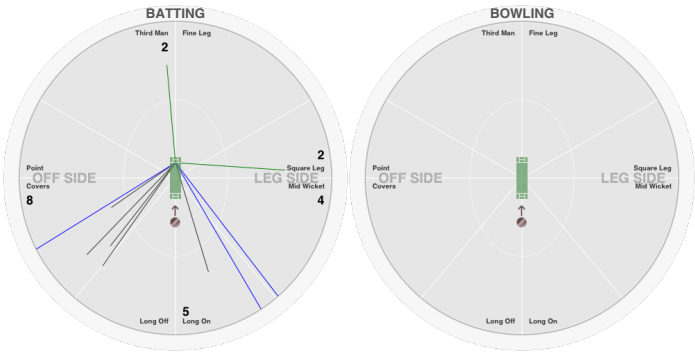

BATTING STATS.

Runs	21
Balls	25
0s	15
1s	5
2s	2
3s	
4s	3
5s	
6s	
SR	84.0

BOWLING STATS.

Over	
Maiden	
Run	
Wicket	
Wide	
No Ball	
Econ.	

Leemans vs Ridings

Ridings

R8 Smith

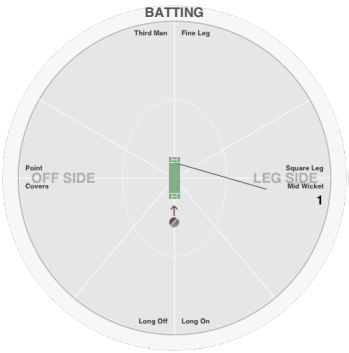

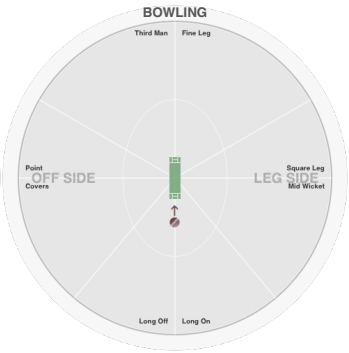

BATTING STATS.

Runs	
Balls	3
0s	3
1s	
2s	
3s	
4s	
5s	
6s	
SR	

BOWLING STATS.

Over	
Maiden	
Run	
Wicket	
Wide	
No Ball	
Econ.	

R8 - Iqbal

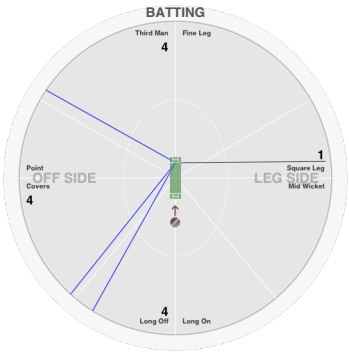

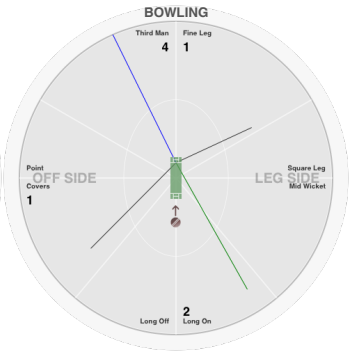

BATTING STATS.

Runs	13
Balls	6
0s	2
1s	1
2s	
3s	
4s	3
5s	
6s	
SR	216.7

BOWLING STATS.

Over	2.0
Maiden	1
Run	9
Wicket	4
Wide	1
No Ball	
Econ.	4.5

R5 - Swales

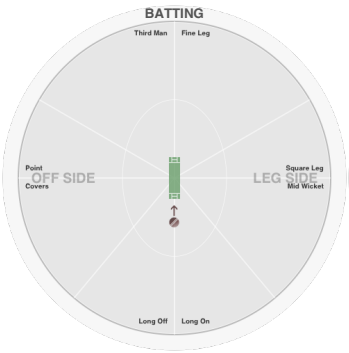

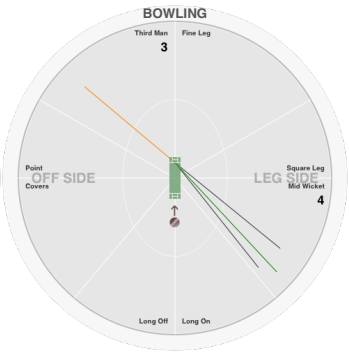

BATTING STATS.

Runs	
Balls	
0s	
1s	
2s	
3s	
4s	
5s	
6s	
SR	

BOWLING STATS.

Over	2.0
Maiden	
Run	10
Wicket	
Wide	3
No Ball	
Econ.	5.0

R9 Darshan Patel

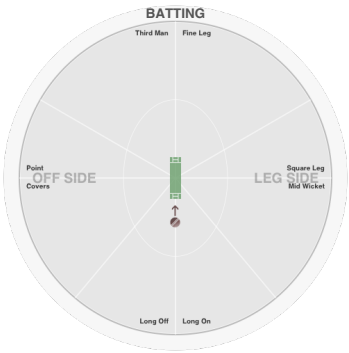

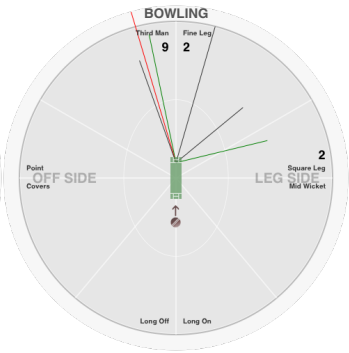

BATTING STATS.

Runs	
Balls	
0s	
1s	
2s	
3s	
4s	
5s	
6s	
SR	

BOWLING STATS.

Over	2.0
Maiden	
Run	14
Wicket	2
Wide	
No Ball	1
Econ.	7.0

N Patel

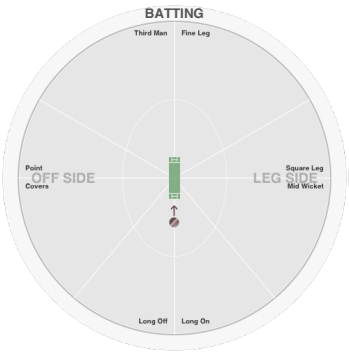

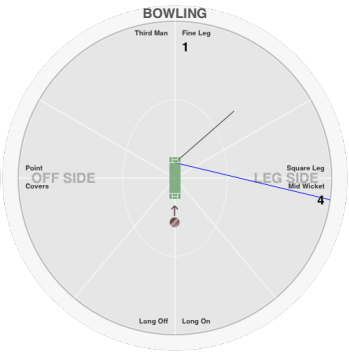

BATTING STATS.

Runs	
Balls	
0s	
1s	
2s	
3s	
4s	
5s	
6s	
SR	

BOWLING STATS.

Over	2.0
Maiden	1
Run	5
Wicket	
Wide	
No Ball	
Econ.	2.5

Leemans vs Ridings

Leemans

L10 - Richardson Wells

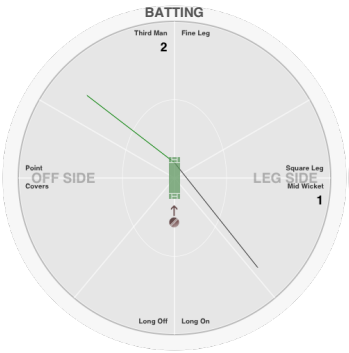

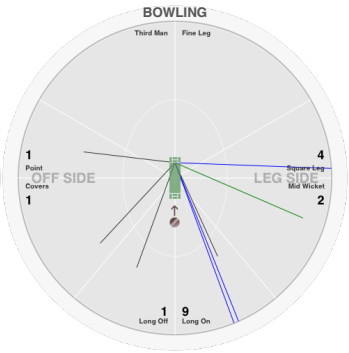

BATTING STATS.

Runs	3
Balls	12
0s	10
1s	1
2s	1
3s	
4s	
5s	
6s	
SR	25.0

BOWLING STATS.

Over	3.0
Maiden	
Run	18
Wicket	1
Wide	
No Ball	
Econ.	6.0

L4 - vikesh

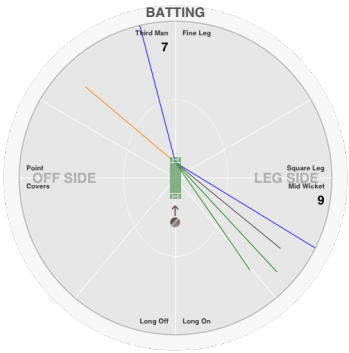

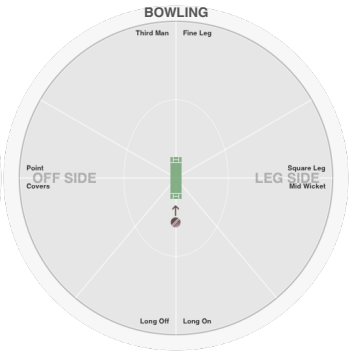

BATTING STATS.

Runs	16
Balls	20
0s	14
1s	1
2s	2
3s	1
4s	2
5s	
6s	
SR	80.0

BOWLING STATS.

Over	
Maiden	
Run	
Wicket	
Wide	
No Ball	
Econ.	

M Slater

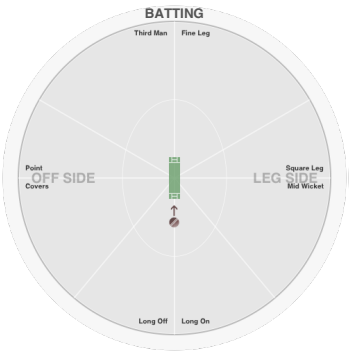

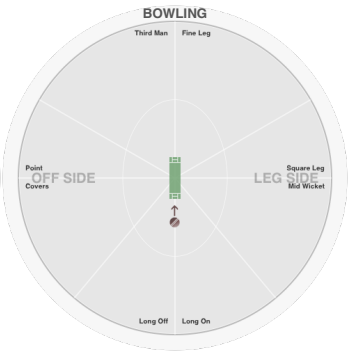

BATTING STATS.

Runs	
Balls	1
0s	1
1s	
2s	
3s	
4s	
5s	
6s	
SR	

BOWLING STATS.

Over	
Maiden	
Run	
Wicket	
Wide	
No Ball	
Econ.	

L9 F Haneef

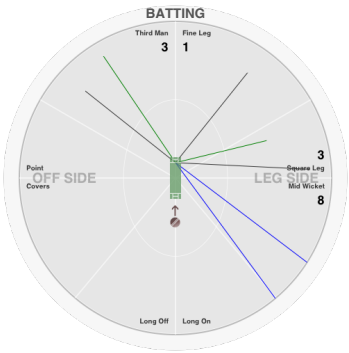

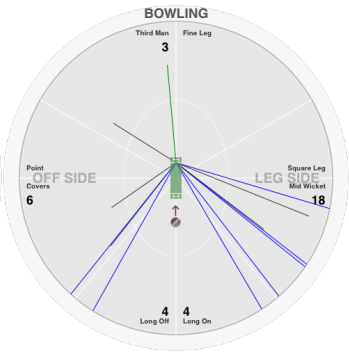

BATTING STATS.

Runs	15
Balls	15
0s	8
1s	3
2s	2
3s	
4s	2
5s	
6s	
SR	100.0

BOWLING STATS.

Over	4.0
Maiden	
Run	35
Wicket	1
Wide	
No Ball	
Econ.	8.8

L5 Dev

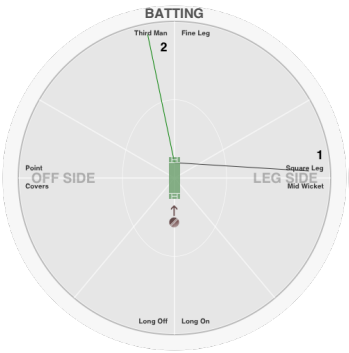

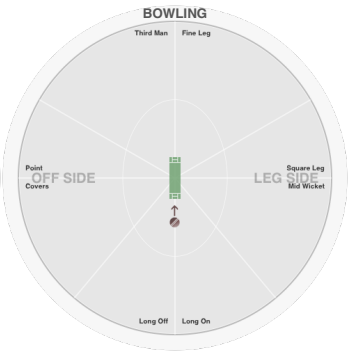

BATTING STATS.

Runs	3
Balls	9
0s	7
1s	1
2s	1
3s	
4s	
5s	
6s	
SR	33.3

BOWLING STATS.

Over	
Maiden	
Run	
Wicket	
Wide	
No Ball	
Econ.	

L10 - Beyrich

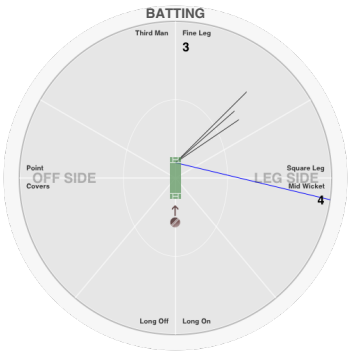

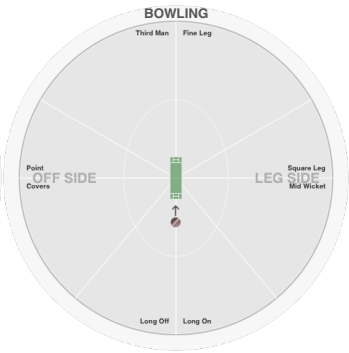

BATTING STATS.

Runs	7
Balls	7
0s	3
1s	3
2s	
3s	
4s	1
5s	
6s	
SR	100.0

BOWLING STATS.

Over	
Maiden	
Run	
Wicket	
Wide	
No Ball	
Econ.	

Leemans vs Ridings

Leemans

L2 - Danu

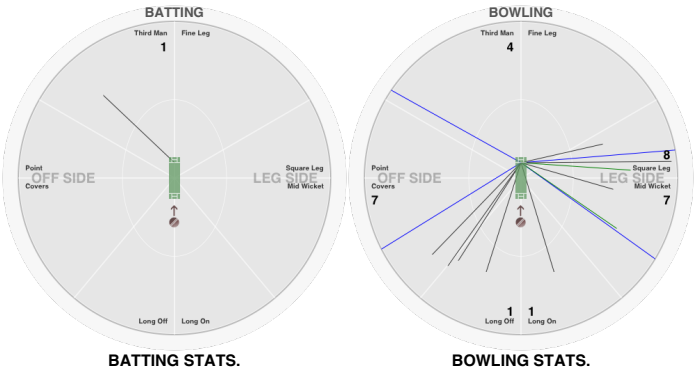

BATTING STATS.

Runs	1
Balls	7
0s	6
1s	1
2s	
3s	
4s	
5s	
6s	
SR	14.3

BOWLING STATS.

Over	4.0
Maiden	
Run	28
Wicket	
Wide	1
No Ball	
Econ.	7.0

L11 - Sarvesh

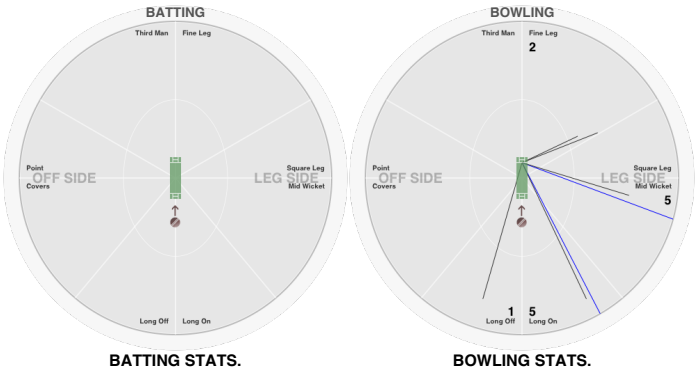

BATTING STATS.

Runs	
Balls	7
0s	7
1s	
2s	
3s	
4s	
5s	
6s	
SR	

BOWLING STATS.

Over	3.0
Maiden	
Run	13
Wicket	1
Wide	
No Ball	
Econ.	4.3

L7 Martin

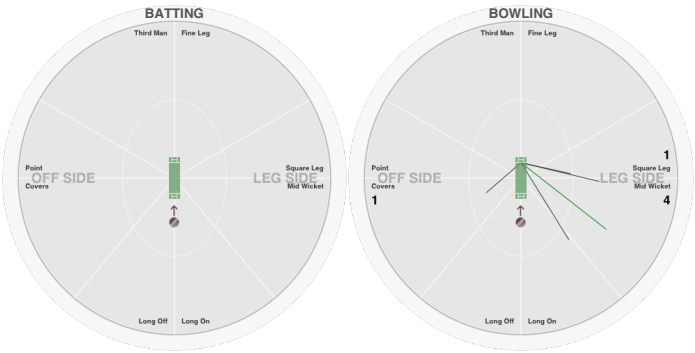

BATTING STATS.

Runs	
Balls	4
0s	4
1s	
2s	
3s	
4s	
5s	
6s	
SR	

BOWLING STATS.

Over	3.0
Maiden	1
Run	6
Wicket	1
Wide	
No Ball	
Econ.	2.0

L1 - Vikash Patel

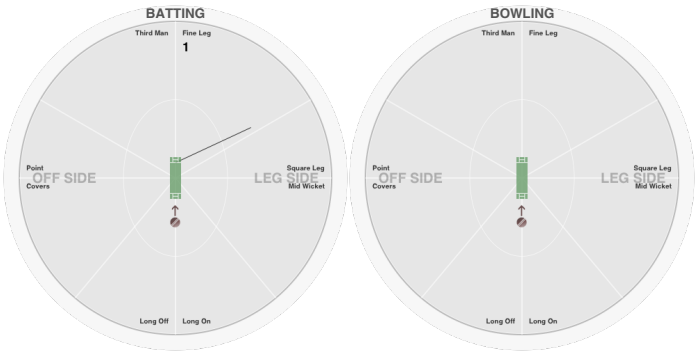

BATTING STATS.

Runs	1
Balls	2
0s	1
1s	1
2s	
3s	
4s	
5s	
6s	
SR	50.0

BOWLING STATS.

Over	
Maiden	
Run	
Wicket	
Wide	
No Ball	
Econ.	

L8 - Tom Ripper

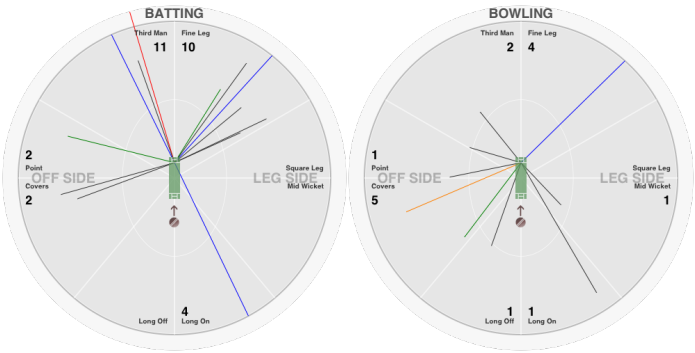

BATTING STATS.

Runs	29
Balls	20
0s	7
1s	7
2s	2
3s	
4s	3
5s	
6s	1
SR	145.0

BOWLING STATS.

Over	3.0
Maiden	
Run	17
Wicket	
Wide	2
No Ball	
Econ.	5.7

L3

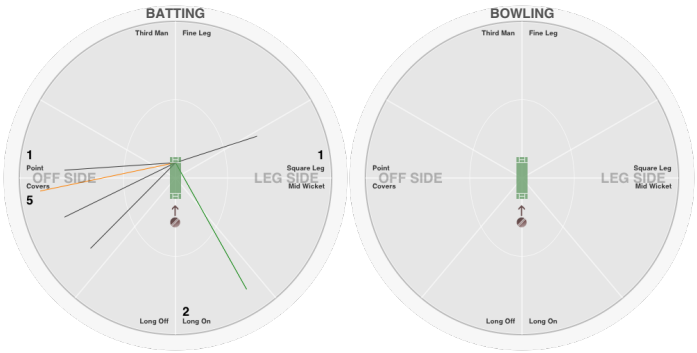

BATTING STATS.

Runs	9
Balls	8
0s	2
1s	4
2s	1
3s	1
4s	
5s	
6s	
SR	112.5

BOWLING STATS.

Over	
Maiden	
Run	
Wicket	
Wide	
No Ball	
Econ.	

Leemans vs Ridings

Leemans

L6 John Corp

BATTING

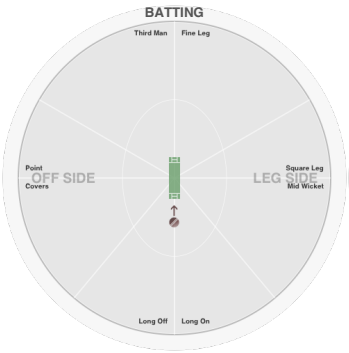

BOWLING

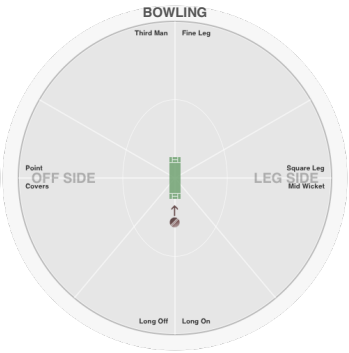

BATTING STATS.

Runs	
Balls	
0s	
1s	
2s	
3s	
4s	
5s	
6s	
SR	

BOWLING STATS.

Over	
Maiden	
Run	
Wicket	
Wide	
No Ball	
Econ.	

M Yeabsley

BATTING

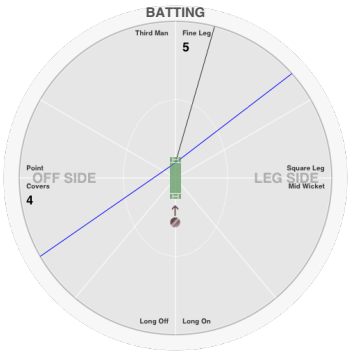

BOWLING

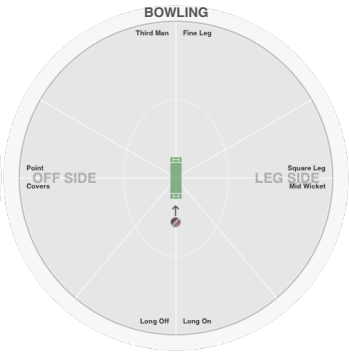

BATTING STATS.

Runs	**9**
Balls	**12**
0s	**9**
1s	**1**
2s	
3s	
4s	**2**
5s	
6s	
SR	**75.0**

BOWLING STATS.

Over	
Maiden	
Run	
Wicket	
Wide	
No Ball	
Econ.	